

LEAD-CARBON BATTERIES

(CB SERIES)

Application

- ◆ Home energy storage system
- ◆ Smart power grid system
- ◆ Distributed energy storage system
- ◆ Solar and wind energy storage system
- ◆ Solar power generation grid or off-grid energy storage system
- ◆ Generation and battery hybrid energy storage system



Parameter

Terminal	M8 Copper Insert
Cycle Use Voltage	2.30~2.33Vpc(25°C)
Temperature Compensation	-4mV/°C/Cell
Operating Temperature Range	15°C to 30°C
Max. Operating Temperature Range	-20°C to 60°C

Feature

- ◆ Design life is 20 years (more than 2000 cycles @ 80% DOD)
- ◆ Combine the advantage of VRLA battery and supercapacitor
- ◆ Ideal for PSoC cycle application in Renewable Energy (RE).
- ◆ High power, rapid charge/discharge
- ◆ Add functional activated carbon and graphene to negative plates to get excellent acceptance in charge performance
- ◆ Waterproof, anti-salt treatment, shockproof module installation design
- ◆ Comply with IEC60896, IEC61427 etc

ISO9001 ISO14001   

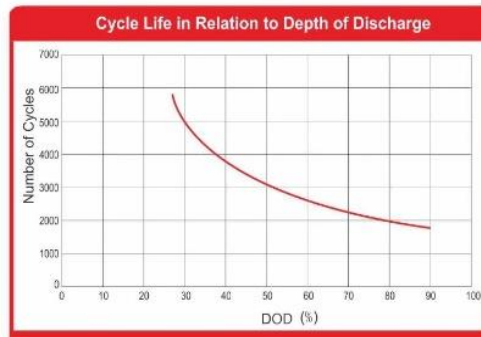
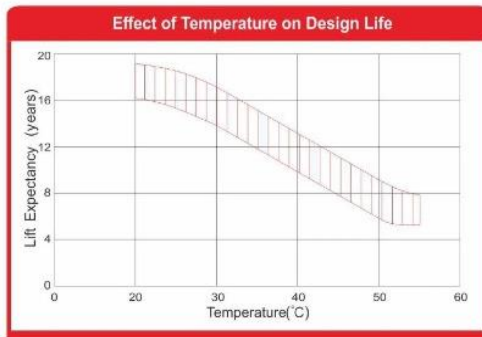
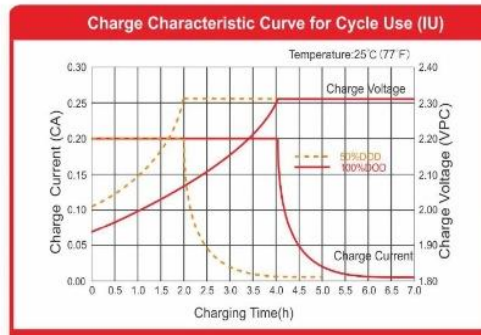
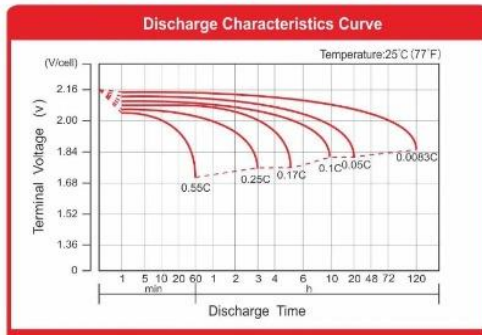
LEAD-CARBON BATTERIES

(CB SERIES)

Specification

Model	Nominal Voltage (V)	Capacity		Dimension(mm)				Internal Resistance (mΩ)	Weight (Kg)	Terminal Type
		C ₁₀ (Ah)	C ₂₀ (Ah)	Length	Width	Height	Total Height			
CB200-2	2	200	210	105	171	330	342	0.95	14.5	T5(M8)
CB300-2	2	300	315	150	171	330	342	0.65	21.5	T5(M8)
CB400-2	2	400	420	196	171	330	342	0.55	26.5	T5(M8)
CB500-2	2	500	525	242	171	330	342	0.50	31.0	T5(M8)
CB600-2	2	600	630	285	171	330	342	0.45	39.5	T5(M8)
CB800-2	2	800	840	383	171	330	342	0.30	52.0	T5(M8)
CB1000-2	2	1000	1050	471	171	330	342	0.25	61.0	T5(M8)
CB70-12	12	70	80	260	169	211	218	7.5	24.0	T3(M6)
CB100-12	12	100	110	328	172	215	220	5.5	31.0	T4(M8)
CB120-12	12	120	130	407	177	225	225	5.0	36.5	T5(M8)
CB150-12	12	150	160	483	170	241	241	4.5	45.0	T5(M8)
CB180-12	12	180	190	532	207	214	219	4.2	55.0	T5(M8)
CB200-12	12	200	220	522	240	219	224	4.0	62.5	T5(M8)
CB220-12	12	220	230	522	240	219	224	3.7	66.0	T5(M8)

Characteristic Curve



The above characteristics data are average values obtained within three charge/discharge cycle not the minimum values.

NPMG series-01-N-EN (V 2.0-July-2017) subject to revision without prior notice